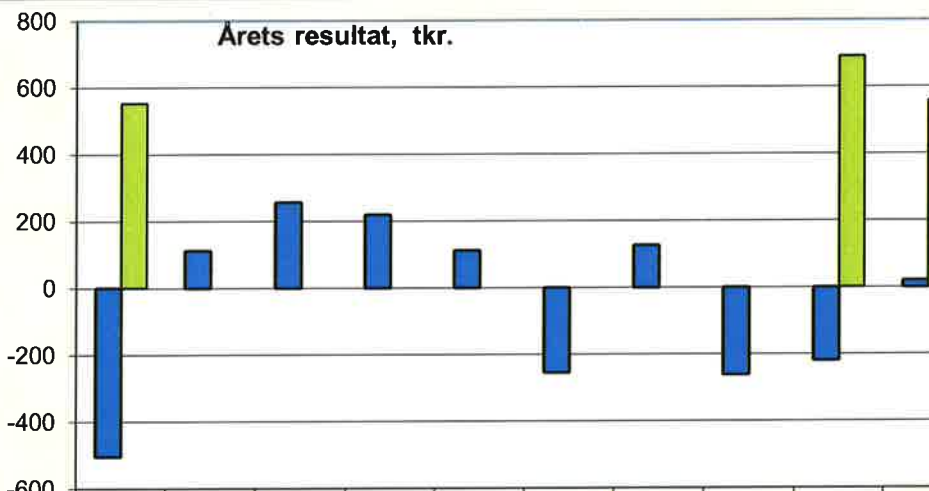
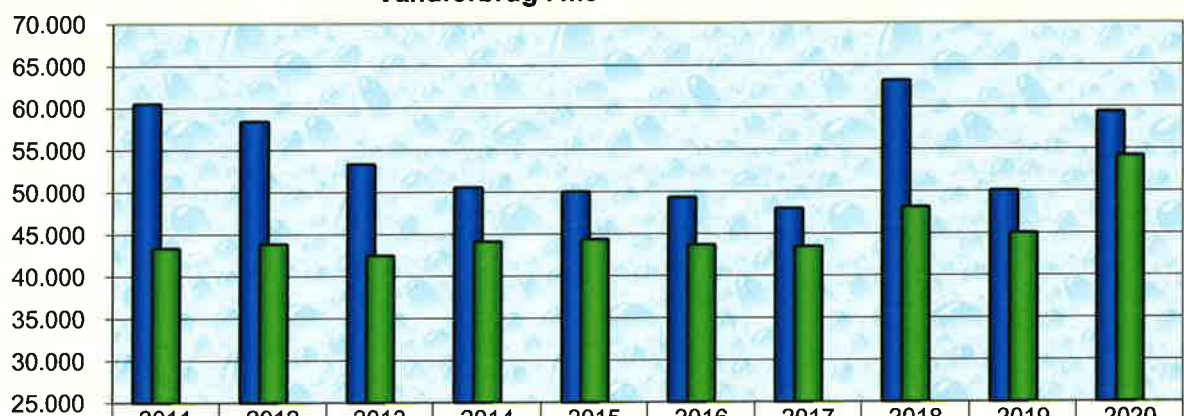


	2011	2012	2013	2014	2015	2016	2017	2018	2019	2020
■ Tilslutningsafgift	0	0	0	0	139	-10	104	37	71	37
■ Sikrings-/særlig anlægsfond	553	553	554	554	0	0	0	0	692	558
■ Vandafgift mv.	1.389	1.290	1.281	1.295	1.381	1.377	1.270	1.334	1.296	1.398
■ Målerleje	106	107	107	107	214	214	215	215	215	215



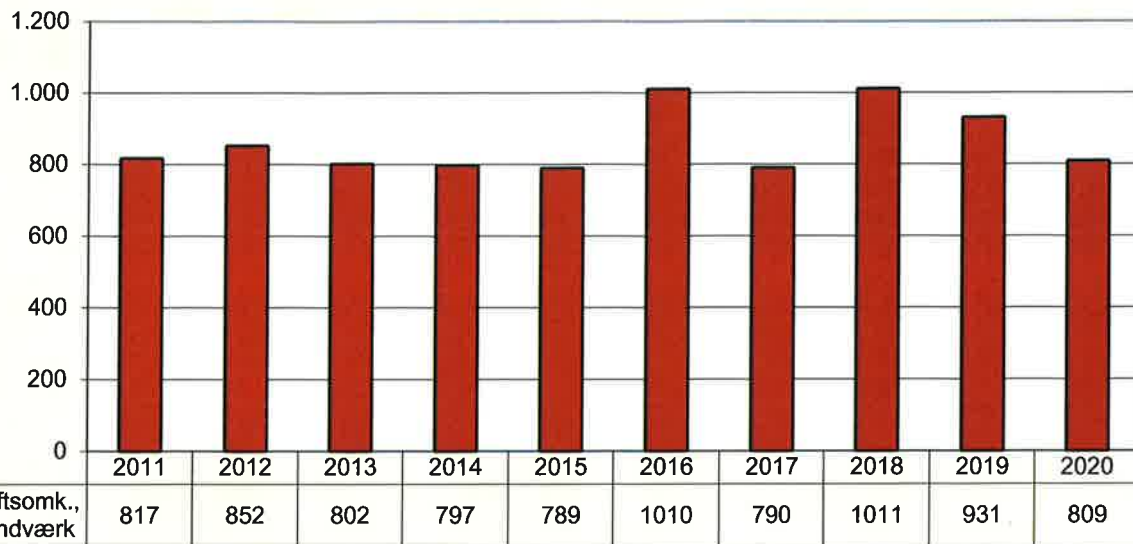
	2011	2012	2013	2014	2015	2016	2017	2018	2019	2020
■ Ordinært resultat	-504	112	257	219	112	-255	126	-261	-219	20
■ Sikrings-/særlig anlægsfond	553	0	0	0	0	0	0	0	692	558

Vandforbrug i m3

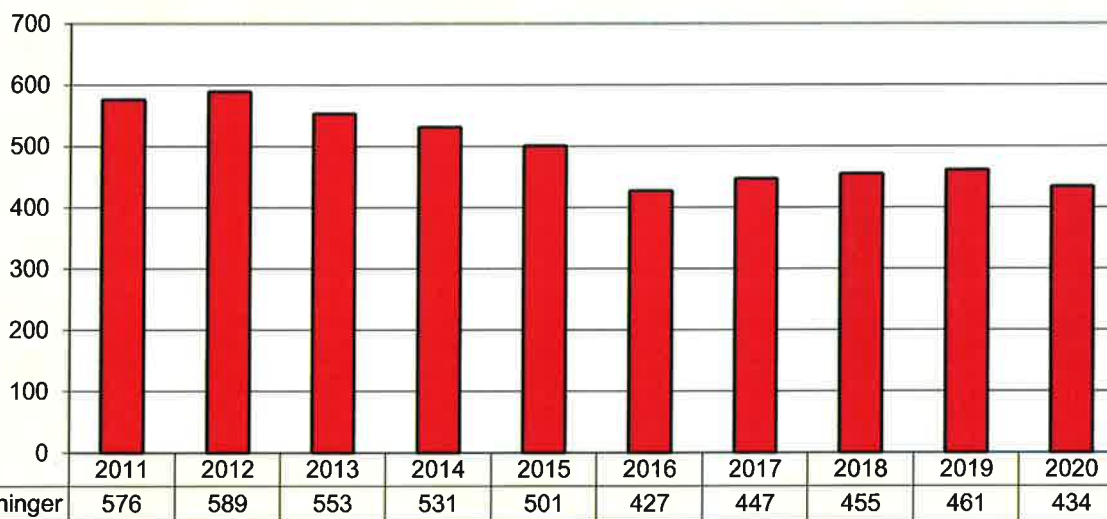


	2011	2012	2013	2014	2015	2016	2017	2018	2019	2020
■ Udpumpet	60.538	58.419	53.320	50.562	50.025	49.311	47.966	63.152	50.078	59.431
■ Registreret	43.361	43.848	42.459	44.127	44.354	43.694	43.480	48.135	45.040	54.218
■ Reg. i %	72%	75%	80%	87%	89%	89%	91%	91%	90%	90%

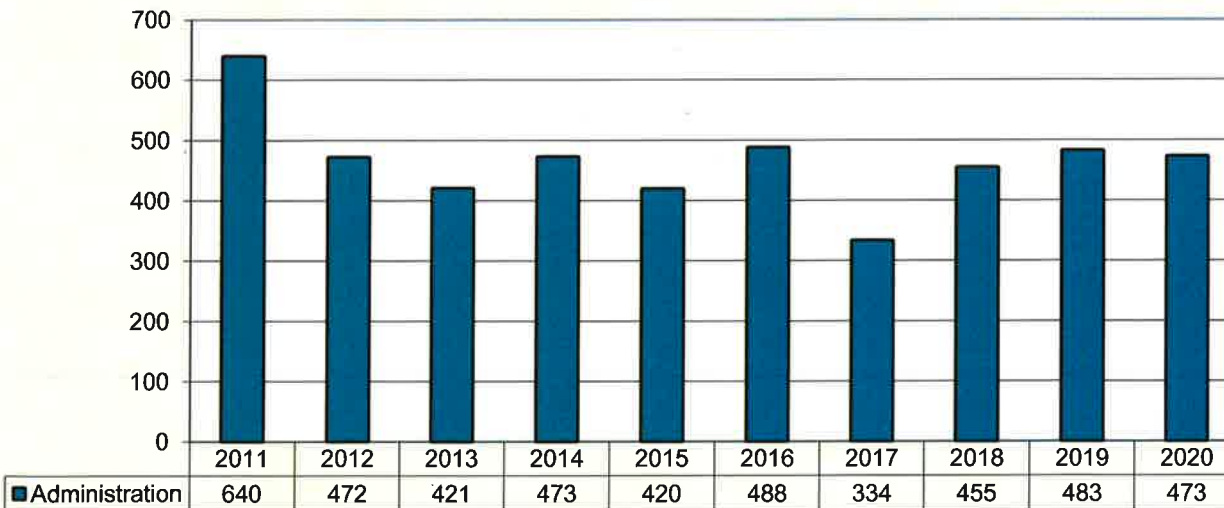
Driftsomkostninger, vandværker, tkr.



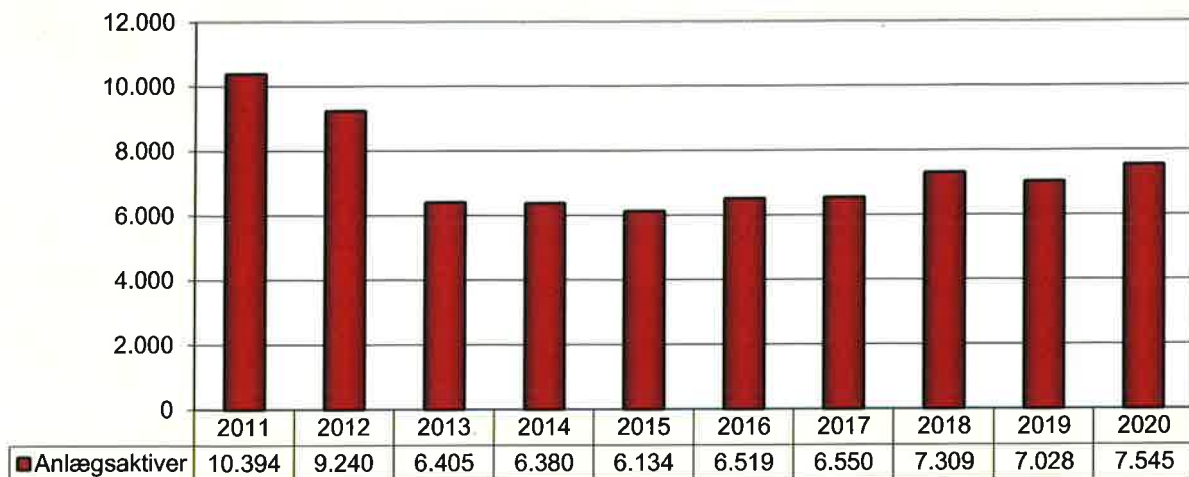
Afskrivninger, tkr.



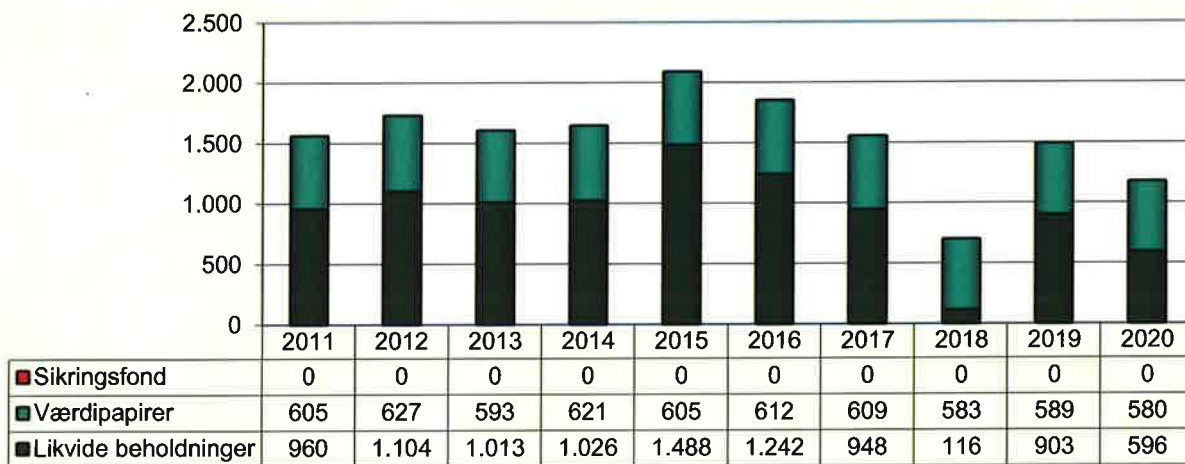
Administration, tkr.



## Anlægsaktiver, tkr.



## Likvide beholdninger og værdipapirer, tkr.



## Egenkapital, tkr.

