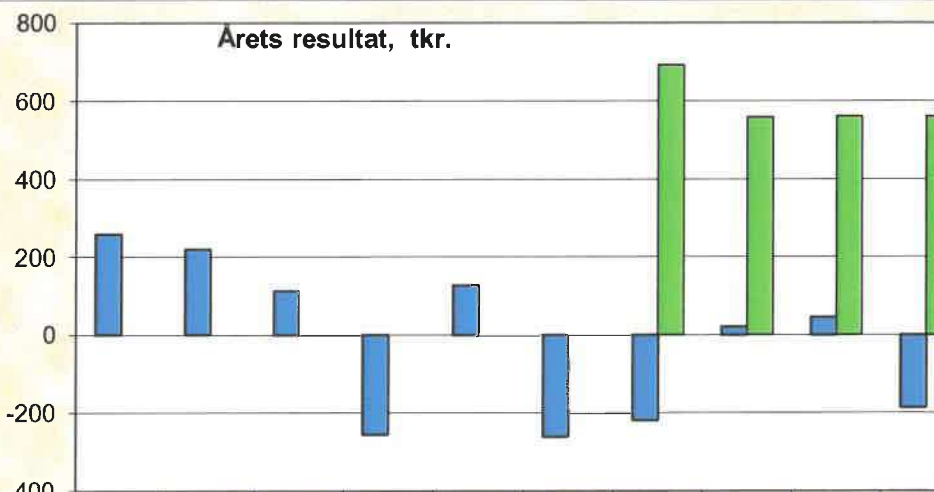
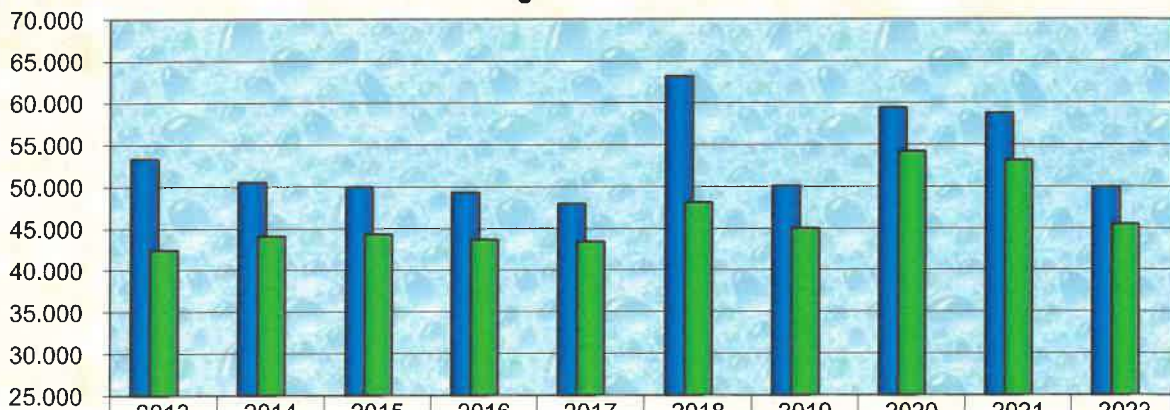


	2013	2014	2015	2016	2017	2018	2019	2020	2021	2022
■ Tilslutningsafgift	0	0	139	-10	104	37	71	37	183	73
■ Sikrings-/særlig anlægsfond	554	554	0	0	0	0	692	558	561	561
■ Vandafgift mv.	1.281	1.295	1.381	1.377	1.270	1.334	1.296	1.398	1.370	1.302
■ Målerleje	107	107	214	214	215	215	215	215	217	217



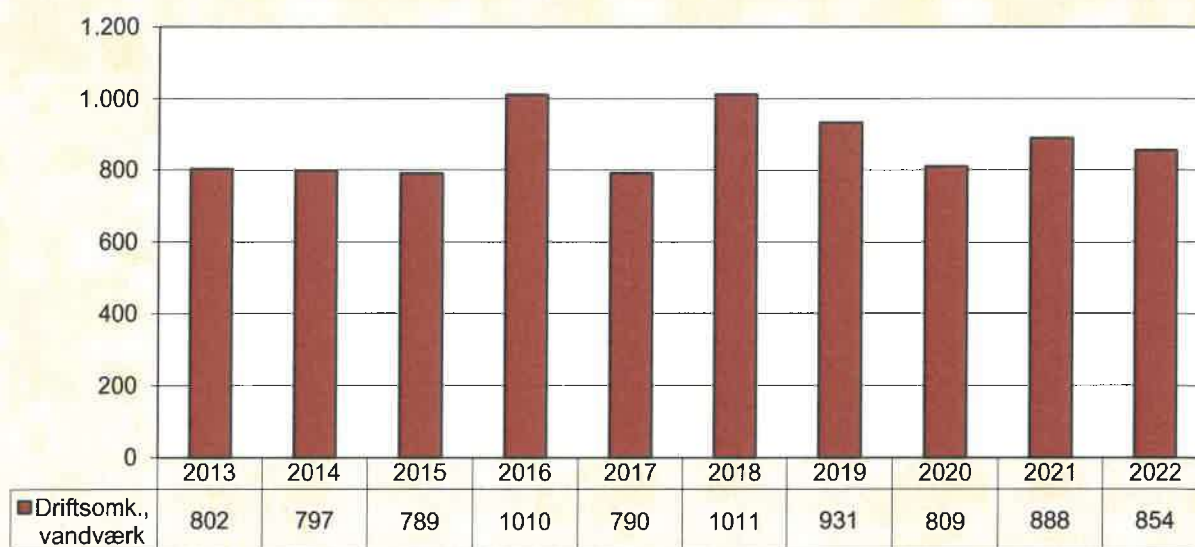
	2013	2014	2015	2016	2017	2018	2019	2020	2021	2022
■ Ordinært resultat	257	219	112	-255	126	-261	-219	20	45	-186
■ Sikrings-/særlig anlægsfond	0	0	0	0	0	0	692	558	561	561

Vandforbrug i m3

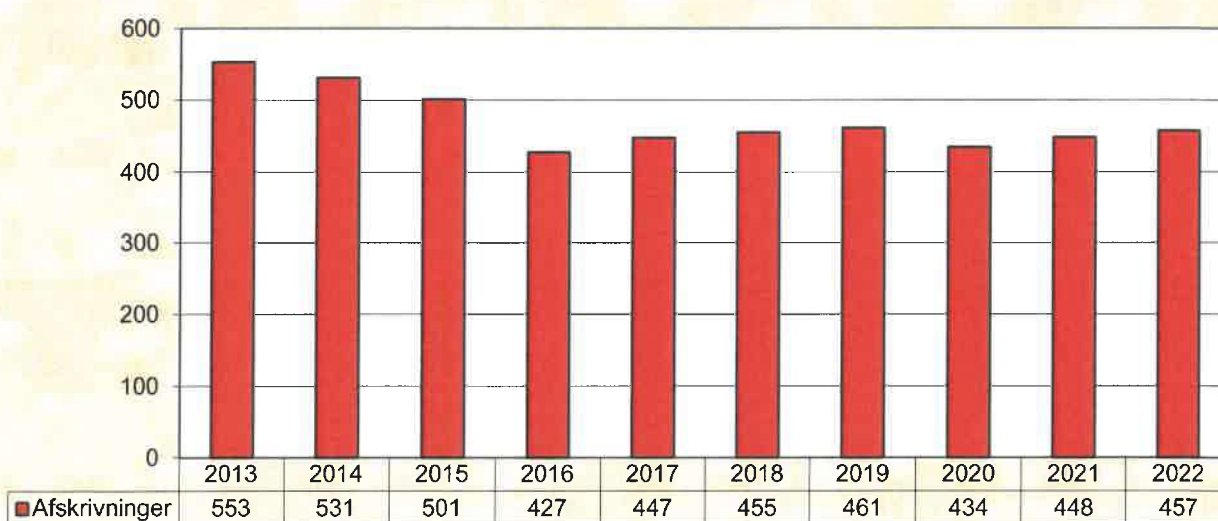


	2013	2014	2015	2016	2017	2018	2019	2020	2021	2022
■ Udpumpet	53.320	50.562	50.025	49.311	47.966	63.152	50.078	59.431	58.751	49.931
■ Registreret	42.459	44.127	44.354	43.694	43.480	48.135	45.040	54.218	53.151	45.489
■ Reg. i %	80%	87%	89%	89%	91%	76%	90%	91%	90%	91%

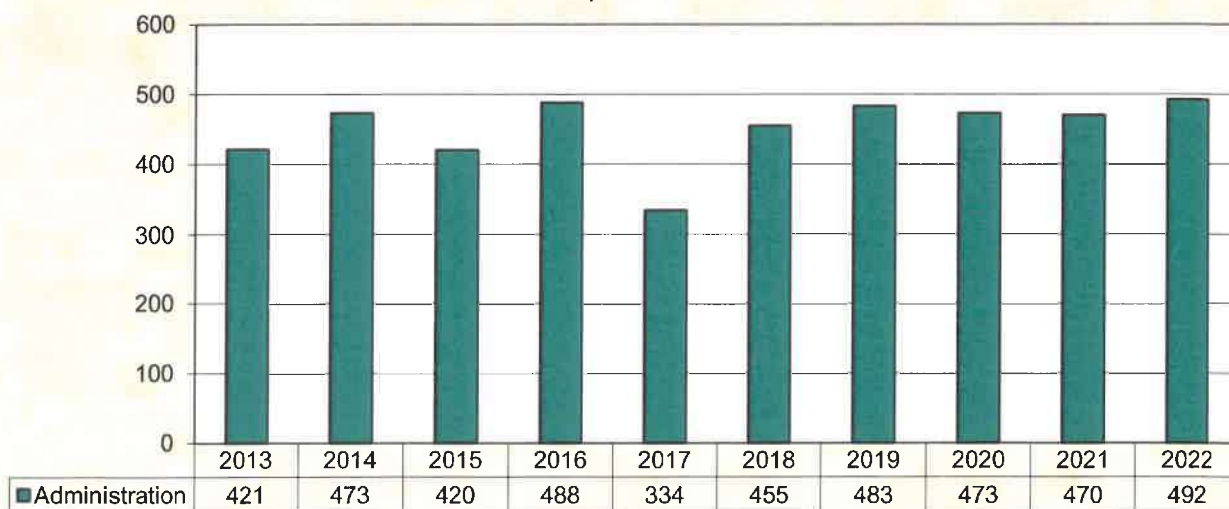
Driftsomkostninger, vandværker, tkr.



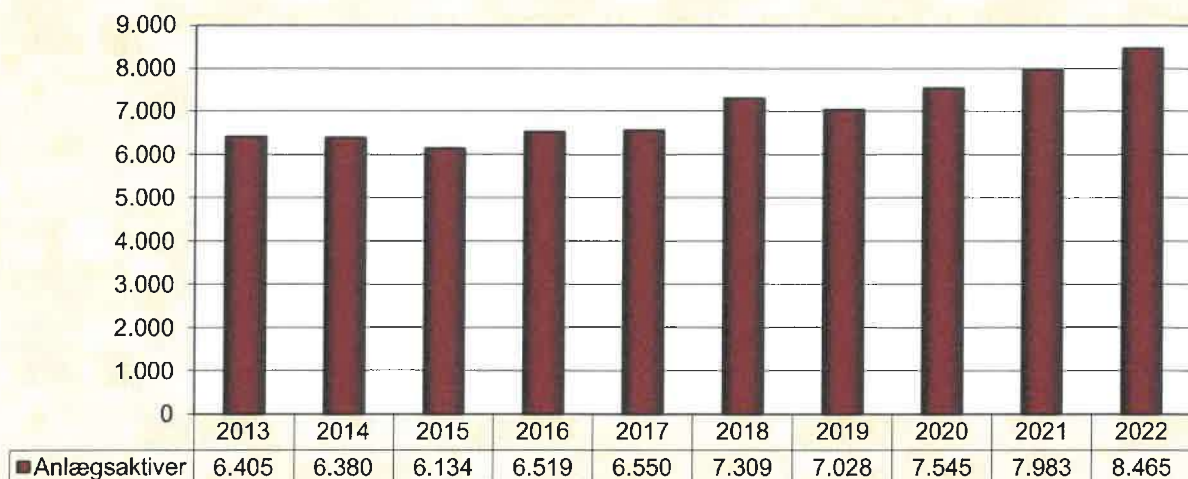
Afskrivninger, tkr.



Administration, tkr.



Anlægsaktiver, tkr.



Likvide beholdninger og værdipapirer, tkr.



Egenkapital, tkr.

