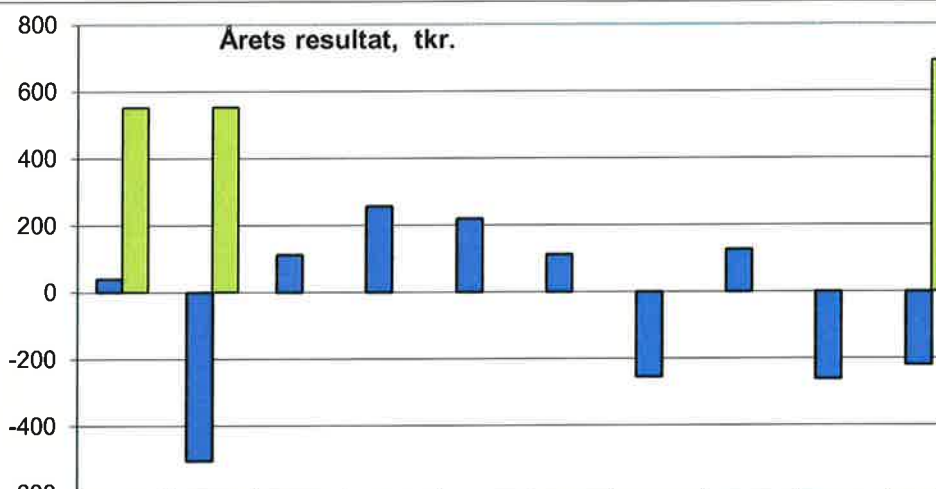
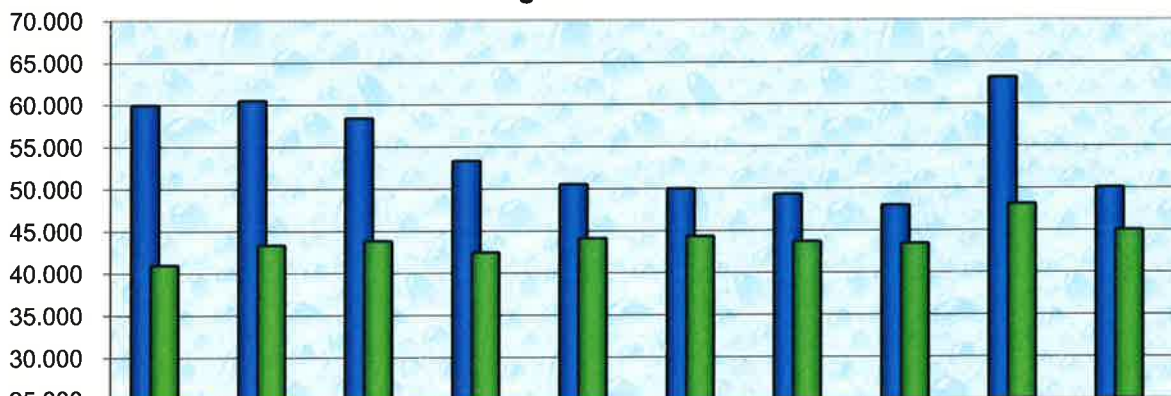


	2010	2011	2012	2013	2014	2015	2016	2017	2018	2019
■ Tilslutningsafgift	0	0	0	0	0	139	-10	104	37	71
■ Sikrings-/særlig anlægsfond	552	553	553	554	554	0	0	0	0	692
■ Vandafgift mv.	1.423	1.389	1.290	1.281	1.295	1.381	1.377	1.270	1.334	1.296
■ Målerleje	106	106	107	107	107	214	214	215	215	215



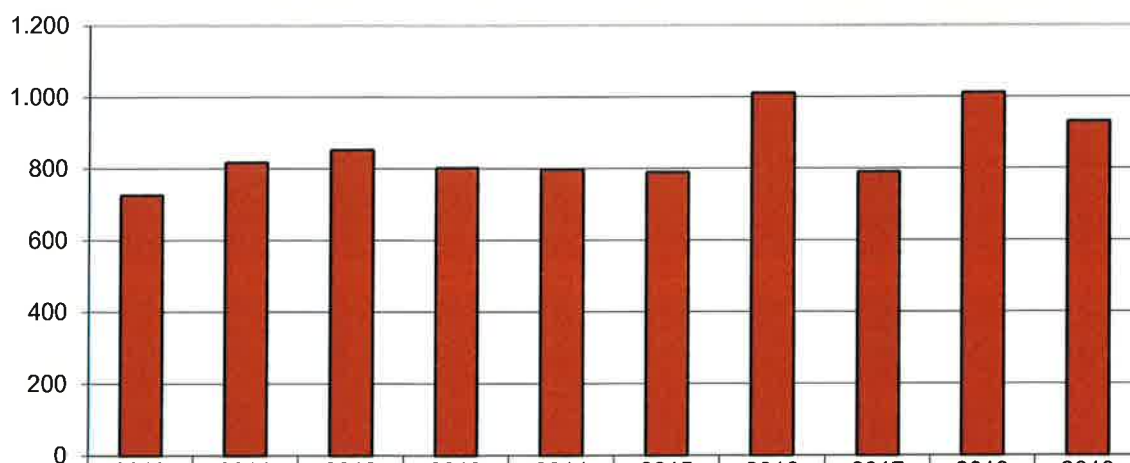
	2010	2011	2012	2013	2014	2015	2016	2017	2018	2019
■ Ordinært resultat	39	-504	112	257	219	112	-255	126	-261	-219
■ Sikrings-/særlig anlægsfond	552	553	0	0	0	0	0	0	0	692

Vandforbrug i m3



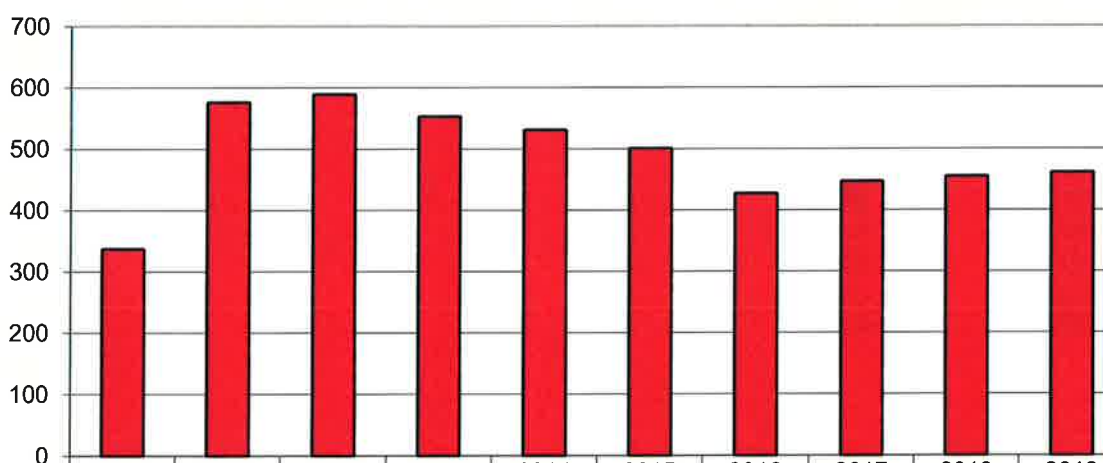
	2010	2011	2012	2013	2014	2015	2016	2017	2018	2019
■ Oppumpet	60.000	60.538	58.419	53.320	50.562	50.025	49.311	47.966	63.152	50.078
■ Registreret	41.000	43.361	43.848	42.459	44.127	44.354	43.694	43.480	48.135	45.040
■ Reg. i %	68%	72%	75%	80%	87%	89%	89%	91%	91%	90%

Driftsomkostninger, vandværker, tkr.



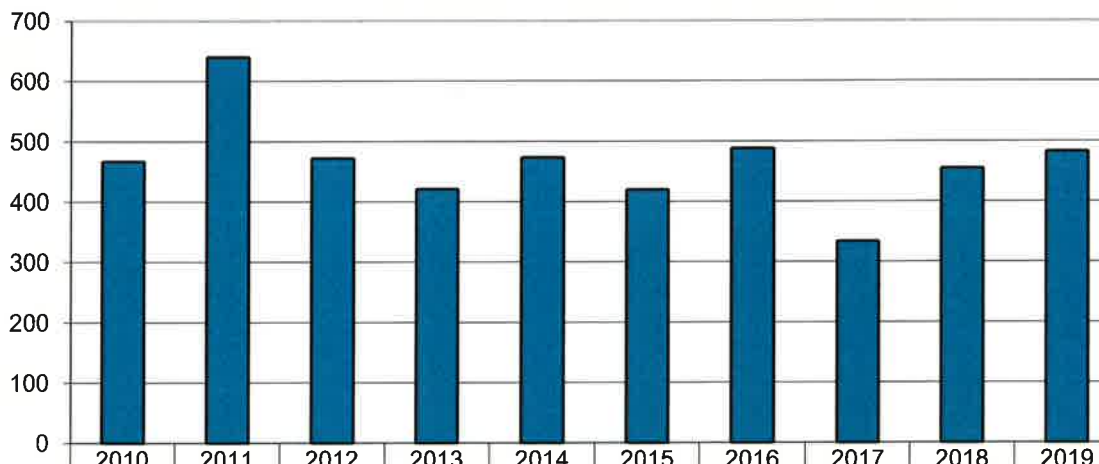
	2010	2011	2012	2013	2014	2015	2016	2017	2018	2019
■ Driftsomk., vandværk	726	817	852	802	797	789	1010	790	1011	931

Afskrivninger, tkr.



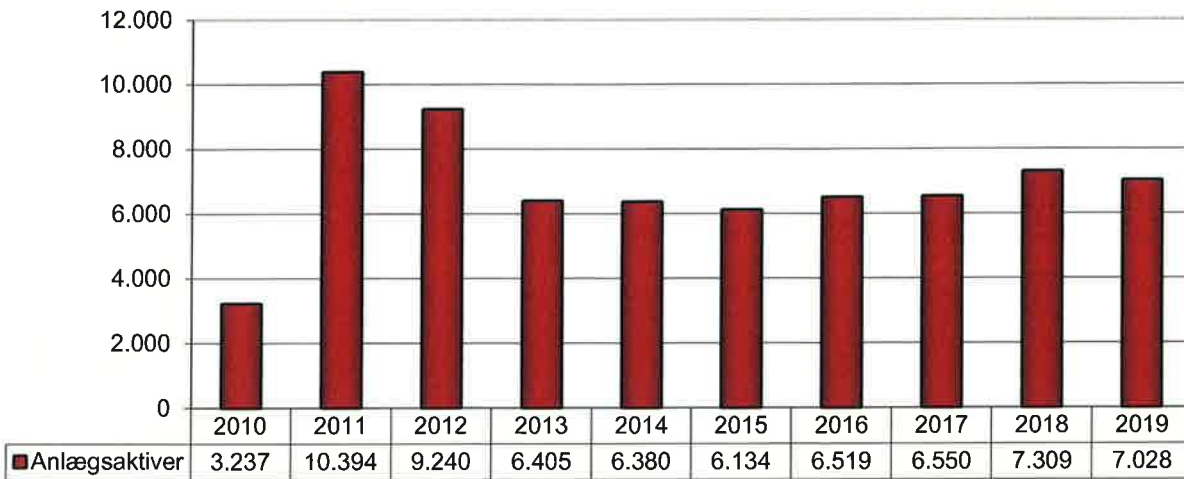
	2010	2011	2012	2013	2014	2015	2016	2017	2018	2019
■ Afskrivninger	337	576	589	553	531	501	427	447	455	461

Administration, tkr.

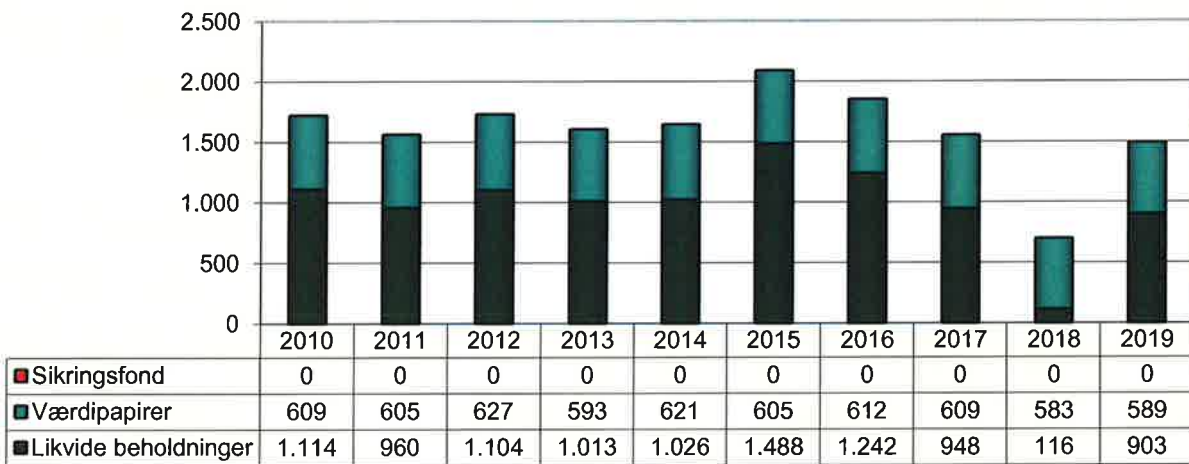


	2010	2011	2012	2013	2014	2015	2016	2017	2018	2019
■ Administration	467	640	472	421	473	420	488	334	455	483

**Anlægsaktiver, tkr.**



**Likvide beholdninger og værdipapirer, tkr.**



**Egenkapital, tkr.**

